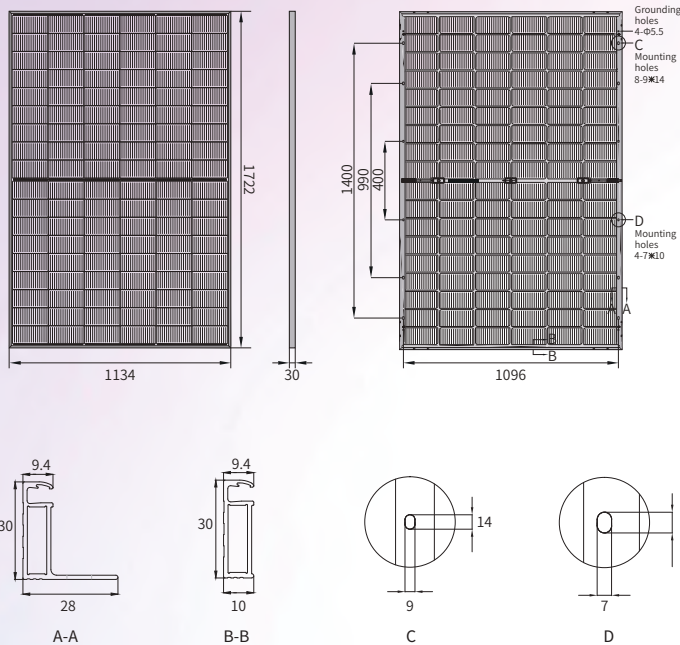


ENGINEERING DRAWING



MECHANICAL PARAMETERS

Cell (mm)	182.2*91.875 TOPCon
Dimensions (L*W*H) (mm)	1722*1134*30
Weight (kg)	24.8
Cable Cross Section Size (mm ²)	4
No. of Cells & Connections	108(6*18)
No. of Diodes	3
Frame	Anodized Aluminium Alloy
Glass Thickness (mm)	2.0
Frame color	Black

QUALIFICATION

Temperature Cycling Range (°C)	-40~+85
Max. Series Fuse Rating (A)	30
Max.Wind Load/Max.Snow Load (Pa)	2400/5400
Fire Rating	Class C
Junction Box & Connector Protection Grade	IP68
Bifacial Factor(%)	80±5

TEMPERATURE COEFFICIENTS

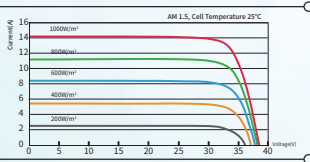
Nominal Module Operating Temperature (NMOT)	43±2°C
Temperature Coefficient Voltage (Voc)	-0.25 %/°C
Temperature Coefficient Current (Isc)	0.045 %/°C
Temperature Coefficient Power (Pm)	-0.29 %/°C

ELECTRICAL PARAMETERS

Module Type (1500V DC)	JNBN108-425	JNBN108-430	JNBN108-435	JNBN108-440	JNBN108-445		
STC AM1.5 1000W/m ² Cell Temperature 25°C	Max. Power at STC (Pmpp/W)	425	430	435	440	445	
	Output Tolerance (W)	0~+5	0~+5	0~+5	0~+5	0~+5	
	Max. Power Voltage (Vmp/V)	31.86	32.07	32.28	32.48	32.69	
	Max. Power Current (Imp/A)	13.34	13.41	13.48	13.55	13.62	
	Open Circuit Voltage (Voc/V)	38.18	38.35	38.52	38.69	38.86	
	Short Circuit Current (Isc/A)	14.00	14.06	14.12	14.18	14.24	
	Module Efficiency (%)	21.76	22.02	22.28	22.53	22.79	
With Different Power Generation Gain (Regarding 435W as an example)	Backside Power Gain	10%		20%		30%	
	Max. Power (Pmpp/W)		478.5		522.0		565.5
	Max. Power Voltage (Vmp/V)		32.28		32.28		32.28
	Max. Power Current (Imp/A)		14.83		16.18		17.52
	Open Circuit Voltage (Voc/V)		38.52		38.52		38.52
	Short Circuit Current (Isc/A)		15.53		16.94		18.36
	Module Efficiency (%)		24.50		26.73		28.96

*Measurement tolerance: Pmax:±3%, Voc:±3%, Isc: ±5%.

I-V CURVE (435W)




PACKING CONFIGURATION

Pieces Per Pallet	36
Pallets Per Container	26
Pieces Per Container	936

Default

Optional

Connector Type	<input type="checkbox"/> MC4 Compatible	<input type="checkbox"/> MC4
Cable Length	<input type="checkbox"/> 350mm/280mm	<input type="checkbox"/> Customized



TUV: IEC/EN 61215, IEC/EN 61730
 GB/T 19001-2016/ ISO 9001:2015
 GB/T 24001-2016/ ISO 14001:2015
 GB/T 45001-2020/ ISO 45001:2018
 CNAS-CL01: ISO/IEC 17025:2017

12-year Product materials and workmanship quality warranty

Output power		
The 1st year	The 12th year	The 30th year
≥ 99.00%	≥ 94.60%	≥ 87.40%

CAUTION: The electrical parameters in this product datasheet do not refer to only one module. Read safety and installation instructions before using the product. The contents of this specification are for reference only and are subject to change without notice. Jinery reserves the right of final interpretation. JNM-20240520-14.0.T © 2024 JINNING CLEAN ENERGY TECHNOLOGY LTD. ALL RIGHTS RESERVED.